





MINI STANDY

Your daily support.


Mini Standy is a stabilizing standing frame for children and teenagers needing support to independently maintain an upright standing position.

Mini Standy contains without forcing and is available in 3 sizes.



A photograph of three children in a kitchen setting. On the left, a young girl with dark hair in a ponytail, wearing a white lace dress with red floral patterns, stands and leans over a table. In the center, a young boy with dark hair, wearing a white t-shirt, sits at the table and smiles. On the right, another young girl with brown hair and glasses, wearing a white t-shirt with red floral patterns, sits at the table. They are all using a blue metal adjustable table with a wooden top. The table is positioned in front of a kitchen counter with a sink and faucet. The background shows kitchen cabinets and a window with a patterned curtain. The text "Technical features and adjustments" is overlaid in large white font across the bottom half of the image.

Technical features and adjustments



Frame

no edge frame, in order to enable trunk rotation and side-arm motion. Height adjustable frame with "safety locking system".



Tools free

adjustment without tools but with special knobs, designed by Ormesa, with effective and safe grip. The knobs effectively maintain tightening thanks to an internal mechanism that does not mark and ruin the tube.



Graduated bars




to help finding the right postural setting chosen by the therapist.



Pelvic support and thoracic support

independently adjustable in circumference, height and forward-backward. If the user has sufficient trunk control, the thoracic support can be removed.





Birch plywood table

designed for educational purposes and for supporting upper limbs, can be removed to facilitate upper limb and trunk exercises. Height, inclination and forward-backward adjustment.



Knee pads

with removable, washable padding and with holes for patella discharge. Independent height, forward-backward, rotation and abductive adjustments.



Heel stops

width and depth adjustments.



Birch plywood footrest


wide and safe reference.




Twin swivel wheels

75 mm diameter twin swivel wheels, with rear brakes. The wheels allow movement from one room to another, even during use.

other components



944 Circumference reducers
each 3 cm thick, can be inserted into
supports for thinner users.




865 Multiadjustable headrest
with height, inclination and forward-
backward adjustment knobs.






other components



944 Circumference reducers

each 3 cm thick, can be inserted into supports for thinner users.



865 Multiadjustable headrest

with height, inclination and forward-backward adjustment knobs.



Integrity | Trust | Honesty | Knowledge | Respect



Westech Health Care Ltd.

154 - 5255 McCall Way NE, Calgary, Alberta T2E 7J5

Main: (587) 323-0022 Toll Free: 1 844-323-0022

sales@westechhealth.com

www.westechhealth.com