

Selected as speakers  
by the scientific  
committee of:

ISS  
2015  
NASHVILLE

ISPRM  
2017  
BUENOS AIRES

ISS  
2019  
PITTSBURGH

LASS  
2019  
BUENOS AIRES



**ORMESA®**

• MADE IN ITALY SINCE 1980 •

**GRILLO**



# One single gait trainer, endless opportunities.

**Grillo** is a gait trainer designed to facilitate the autonomous movement of children and adults.

Grillo's original design and **patented height adjustment system** makes it **stylish and safe to use**.

Available in the **front and rear drive models**, it is extremely customizable, **easy to use and versatile**, due to its various adjustments and wide range of available supports.



Main: (587) 323-0022 Toll Free: 1 844-323-0022  
sales@westechhealth.com  
www.westechhealth.com

# Dynamic frame

## Gait trainer with an optimal centre of gravity

### Grillo grows with you

With its extremely light aluminium folding frame, **Grillo is easy to push and manoeuvre** for those with reduced voluntary motor skills and balance, and folds up for compact storage and ease of transport.

It has a gas-spring system that allows for safe and easy frame adjustment, **even in use**, whether stationary or in movement.

**The optimal centre of gravity height adjustment system** allows a Grillo of just one size to adapt to the growth of a child over a long period of time.



Main: (587) 323-0022 Toll Free: 1 844-323-0022  
sales@westechhealth.com  
www.westechhealth.com



SIZE  
**mini**

SIZE  
**S**

SIZE  
**M**

SIZE  
**L**



**Designed to help children and adults be independent**

# Grillo is available in four sizes



Main: (587) 323-0022 Toll Free: 1 844-323-0022  
sales@westechhealth.com  
www.westechhealth.com

# Front Drive



## P Configuration with pelvic support and handlebar.

For users with moderate trunk control needing some pelvis support.

SIZE **mini**

SIZE **S**

SIZE **M**

SIZE **L**



## PT Configuration with pelvic and thoracic supports and handlebar.

For users needing both pelvis and trunk support. The two independent supports allow forward flexing of the trunk to facilitate the gait cycle.

SIZE **mini**

SIZE **S**

SIZE **M**

SIZE **L**



## PA Configuration with pelvic and arm supports.

For users with partial trunk control needing some pelvis support. The upper limb support facilitates trunk control.

SIZE **mini**

SIZE **S**

SIZE **M**

SIZE **L**



## PTM Configuration with pelvic support, table and handlebar.

For users needing both frontal pelvic and trunk support. The upper limb support facilitates trunk control.

SIZE **mini**

# Rear Drive



## P Configuration with pelvic support and handles.

Model offering pelvic support all the way round. Suitable for users with moderate trunk control.

SIZE  
**mini**

SIZE  
**S**

SIZE  
**M**

SIZE  
**L**



## PT Configuration with pelvic support, thoracic support and handles.

For users needing both rear pelvic and trunk support. The two independent supports allow forward flexing of the trunk to facilitate the gait cycle.

SIZE  
**mini**

SIZE  
**S**

SIZE  
**M**

SIZE  
**L**



## PA Configuration with pelvic and arm supports.

Model offering pelvic support all the way round, as well as upper limb support. Suitable for users with moderate trunk control. The upper limb support facilitates trunk control.

SIZE  
**mini**

SIZE  
**S**

SIZE  
**M**

SIZE  
**L**

Main: (587) 323-0022 Toll Free: 1 844-323-0022  
sales@westechhealth.com  
www.westechhealth.com



# Independent anatomical supports for trunk and pelvis




Their versatility, adaptability and ergonomics ensure safety, stability and all the way round support for the user while both standing and walking.

**They support the user's trunk without forcing its positioning or movement.**

Designed and built to give the same **feeling of safety and support** as a parenting supporting their child.

The anatomical supports are available in 4 sizes, just like the frames. However, in order to meet the specific needs of a user, such as very tall and thin person, it is sometimes **better to use the supports of a smaller size than the frame.**

Supports size S, frame size M





# Precise, continuous adjustments

All adjustments are made using levers or adjustable safety handles, without needing any tools. This allows safe and easy adjustments and modifications, **even while in use**. It also allows for easy addition and removal of interchangeable supports.



Inclination adjustment.



Circumference and width adjustment.



Height adjustment (upper pelvis size L is adjustable only with the frame).



Forward-backward adjustment.



Main: (587) 323-0022 Toll Free: 1 844-323-0022  
sales@westechhealth.com | www.westechhealth.com





## Graduated bars

Present on all adjustable supports, these **allow a certain posture to be set or restored by the doctor or therapist** after closing the frame or use by another user, thus avoiding the risk of adjusting the aid in an inappropriate way.



## Ergonomic harness

With an abductive effect, it **supports the user in case of need, when needed acts as weigh bearing relief on lower limbs without generating any genital or inguinal pressure**. Made to ensure maximum comfort and safety, it is removable, machine washable and easy to adjust.



## Quick and easy folding

The Grillo can be folded in one movement, for compact storage and ease of transport. **The frame folds in on itself without the need to remove any support.**

# Ormesa designed wheels

## suited to any surface

### Rear wheels with:

- › **Anti-rollback system:** that prevents backwards movement. Suited to users without good head or trunk control using the device for the first time.
- › **Adjustable braking:** to reduce gait speed. 5 adjustment positions.
- › **Compatible with manual braking.**
- › **Parking brake:** it is easily operated by the red pedal. Useful for positioning the user and for transport.

### Front swivel wheels with:

- › **Steerable wheels:** that prevent the front wheels from turning, guaranteeing linear stability and allowing the user to focus exclusively on propulsion and not on steering control.
- › **By reversing the wheels, it is possible to transform the front configuration into a rear one, and vice versa.**

### Wheel dimensions:



front  
rear

15 cm  
20 cm

15 cm  
20 cm

17,5 cm  
25 cm

17,5 cm  
25 cm



Main: (587) 323-0022 Toll Free: 1 844-323-0022  
sales@westechhealth.com | www.westechhealth.com





**865 Multiadjustable headrest**

With height, inclination and forward-backward adjustment.



**925 Thoracic support**

Configurable, by replacing the tubes, as follows:

- > Upper thoracic, size mini on Grillo S.
- > Upper thoracic, size S on Grillo M.
- > Upper thoracic, size M on Grillo L.



**924 Pelvic support**

Configurable as follows:

- > Upper pelvis, size mini on Grillo S.
- > Upper pelvis, size S on Grillo M.
- > Upper pelvis, size M on Grillo L.



**930 Ergonomic harness**

Further adjustable for sizes M and L.  
Configurations:

- > Harness size S on Grillo M.
- > Harness size M on Grillo L.



**894 Rear table belt for Grillo PTM**

With circumference adjustment, for size mini.



**926 Adjustable handlebar**

With depth, height and inclination adjustment.

## Postural supports and interchangeable components





### **809 Arm supports**

With depth, inclination, rotation, height and pronosupination adjustment. Also positionable outside the handle.



### **943 Arm straps**

With circumference adjustment.



### **809 Arm supports for size mini**

With height, depth and rotation adjustment.



### **943 Arm straps for size mini**

With circumference adjustment.



### **937 Ergonomic handles for Grillo mini PTM**

With height, inclination, forward-backward, rotation and width adjustment.



### **939 Ergonomic handles**

With height, inclination, forward-backward, rotation and width adjustment.

Main: (587) 323-0022 Toll Free: 1 844-323-0022  
[sales@westechhealth.com](mailto:sales@westechhealth.com) | [www.westechhealth.com](http://www.westechhealth.com)





**927 Removable knobs**  
Independent width adjustable.



**919 Lumbar thrust support**  
With height adjustment. For size S and M.



**918 Folding seat**  
With height adjustment and foldable. For size S and M.



**815 Proximal abductor**  
With height adjustment. Provides support in case of need, and can be closed while walking.

NEW



**946 Ergonomic saddle**  
With strap adjustment.



**923 Additional assistant push handle**  
With height adjustment.

## Postural supports and interchangeable components



### 890-C Leg divider with thigh loops

To prevent lower limb adduction. **Guides the gait cycle**, facilitating the correct sequence of movements. Height, circumference and stride width adjustable. **Innovative design** ergonomic leg loops offer three degrees of freedom: longitudinal, vertical and rotative, allowing for natural physiological walking movements.



### 890-SC Distal abductor

With height adjustment.



### 810 Weighting bars

Grillo Small + 2,6 kg. x 2.  
Grillo Medium and Large + 3,4 kg. x 2.



### 928 Rear narrow base wheels with parking brake pedals

Pair of Ø200 fixed wheels and forks with parking brake pedals.  
Frame width reduction:  
size M from 76 to 68.5 cm  
size L from 80 to 72.5 cm.

NEW



### Rear Wheels with:

- > Anti-rollback system.
- > Adjustable braking.
- > Parking brake.

Main: (587) 323-0022 Toll Free: 1 844-323-0022  
sales@westechhealth.com | www.westechhealth.com



# Grillo front drive sizes and weight

A: height ground to thoracic support  
B: height ground to pelvic support  
C: length encumbrance  
D: overall width  
E: width of inner supports  
F: circumference of supports  
G: user height  
Total weight  
Maximum load

## mini PTM

from 60 to 76 cm  
from 42 to 61 cm  
74,5 cm  
62 cm  
from 19 to 25 cm  
from 53 to 79 cm  
from 75 to 95 cm  
15,4 kg  
35 kg

## mini

from 51 to 75 cm  
from 42 to 61 cm  
74,5 cm  
62 cm  
from 19 to 25 cm  
from 53 to 79 cm  
from 75 to 95 cm  
15 kg  
35 kg

## small

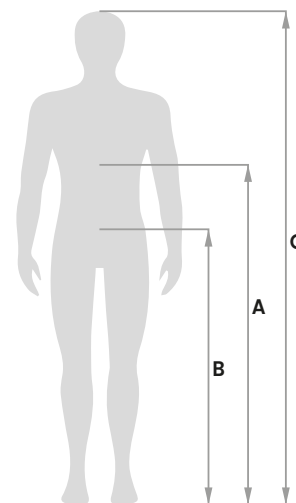

from 66 to 100 cm  
from 49 to 84 cm  
75 cm  
69 cm  
from 19 to 25 cm  
from 60 to 86 cm  
from 90 to 135 cm  
19 kg  
45 kg

## medium

from 73 to 124 cm  
from 54 to 100 cm  
91 cm  
76 cm  
from 22 to 36 cm  
from 74 to 120 cm  
from 110 to 165 cm  
22,5 kg  
90 kg

## large

da 84 a 147 cm  
da 63 a 120 cm  
111 cm  
80 cm  
da 24 a 40 cm  
da 81 a 140 cm  
da 150 a 190 cm  
29,5 kg  
110 kg



Make sure that measures A and B indicated in the figure do not exceed the suggested range indicated for the supports.



# Grillo rear drive sizes and weight

B: height ground to pelvic support

C: length encumbrance

D: overall width

E: width of inner supports

F: circumference of supports

G: user height

Total weight

Maximum load

## mini

from 42 to 61 cm

74,5 cm

62 cm

from 19 to 25 cm

from 53 to 79 cm

from 75 to 95 cm

15 kg

35 kg

## small

from 49 to 84 cm

75 cm

69 cm

from 19 to 25 cm

from 60 to 86 cm

from 90 to 135 cm

18,5 kg

45 kg

## medium

from 54 to 100 cm

91 cm

76 cm

from 22 to 36 cm

from 74 to 120 cm

from 110 to 165 cm

21,7 kg

90 kg

## large

from 63 to 120 cm

111 cm

80 cm

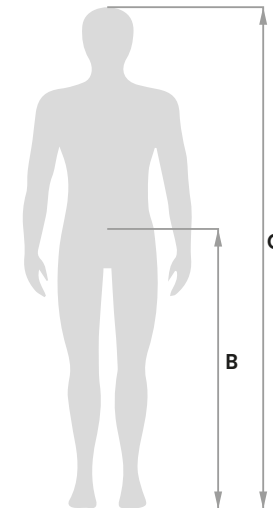


from 24 to 40 cm

from 81 to 140 cm

from 150 to 190 cm

28,5 kg

110 kg



Make sure that measure B indicated in the figure do not exceed the suggested range indicated for the pelvic support.





Main: (587) 323-0022 Toll Free: 1 844-323-0022  
[sales@westechhealth.com](mailto:sales@westechhealth.com)  
[www.westechhealth.com](http://www.westechhealth.com)

● > INCLUDED IN THE CHOSEN CONFIGURATION

○ > OPTIONABLE

NA > NOT AVAILABLE

		865	925	924	930	894	926	926	809	943	809 mini
		Multiadjustable headrest	Thoracic support	Pelvic support	Ergonomic harness	Rear table belt for Grillo mini PTM	Adjustable handlebar	Handlebar for Grillo mini PTM	Arm supports for sizes S, M, L	Arm straps	Arm supports for size mini
											
<b>PT</b> Including: >thoracic support >pelvic support >ergonomic harness >handlebar		NA	●	●	●	NA	●	NA	○ only for Grillo size S, M, L	○ available in combination with arm supports. Only for Grillo S, M, L	○ only for Grillo mini
<b>PA</b> Including: >pelvic support >ergonomic harness >arm supports		NA	○	●	●	NA	○	NA	●	○ only for Grillo S, M, L	●
<b>P</b> Including: >pelvic support >ergonomic harness >handlebar		NA	○	●	●	NA	●	NA	○ only for Grillo S, M, L	○ available in combination with arm supports. Only for Grillo S, M, L	○ only for Grillo mini
<b>PTM</b> Including: >transparent tray >handlebar >pelvic support >ergonomic harness		NA	○ when transparent tray is removed	●	●	○	NA	●	NA	NA	○ with curved bars. When handlebar and tray are removed

<b>PT</b> Including: >thoracic support >pelvic support >ergonomic harness >handles		○ available in combination with thoracic support.	●	●	●	NA	NA	NA	○ with joints. Only for Grillo S, M, L	○ available in combination with arm supports. Only for Grillo S, M, L	○ only for Grillo mini
<b>PA</b> Including: >pelvic support >ergonomic harness >arm supports		○ available in combination with thoracic support.	○	●	●	NA	NA	NA	●	○ only for Grillo S, M, L	●
<b>P</b> Including: >pelvic support >ergonomic harness >handles		○ available in combination with thoracic support.	○	●	●	NA	NA	NA	○ with joints. Only for Grillo S, M, L	○ available in combination with arm supports. Only for Grillo S, M, L	○ only for Grillo mini








Front Drive

Rear Drive

● > INCLUDED IN THE CHOSEN CONFIGURATION

○ > OPTIONAL

NA > NOT AVAILABLE

		943 mini	937	939	927	919	918	815	946	890-C	890-SC	810	923	928
		Arm straps for size mini	Ergonomic handles for size mini	Ergonomic handles	Removable knobs	Lumbar thrust support	Folding seat	Proximal abductor	Ergonomic saddle	Leg divider with thigh loops	Distal abductor	Weighting bars	Additional assistant push handle	Rear narrow base wheels with parking brake pedals. ONLY FOR INDOOR USE
														
<b>PT</b> Including: >thoracic support >pelvic support >ergonomic harness >handlebar		○ available in combination with arm supports. Only for Grillo mini	NA	○ only for Grillo S, M, L	NA	NA	NA	○ only for Grillo S, M, L	○ only for Grillo mini, S, M	○ only for Grillo S, M, L	○	○ only for Grillo S, M, L	○ only for Grillo mini, S, M	○ only for Grillo M and L
<b>PA</b> Including: >pelvic support >ergonomic harness >arm supports		○ only for Grillo mini	NA	● only for Grillo S, M, L	NA	NA	NA	○ only for Grillo S, M, L	○ only for Grillo mini, S, M	○ only for Grillo S, M, L	○	○ only for Grillo S, M, L	○ only for Grillo mini, S, M	○ only for Grillo M and L
<b>P</b> Including: >pelvic support >ergonomic harness >handlebar		○ available in combination with arm supports. Only for Grillo mini	NA	○ only for Grillo S, M, L	NA	NA	NA	○ only for Grillo S, M, L	○ only for Grillo mini, S, M	○ only for Grillo S, M, L	○	○ only for Grillo S, M, L	○ only for Grillo mini, S, M	○ only for Grillo M and L
<b>PTM</b> Including: >transparent tray >handlebar >pelvic support >ergonomic harness		○ available in combination with arm supports.	○ when handlebar is removed	NA	NA	NA	NA	NA	○ only for Grillo mini, S, M	NA	○	NA	○ only for Grillo mini, S, M	NA

														
<b>PT</b> Including: >thoracic support >pelvic support >ergonomic harness >handles		○ available in combination with arm supports. Only for Grillo mini	NA	○ with joints. Only for Grillo S, M, L	●	○ only for Grillo S, M	○ only for Grillo S, M	○ only for Grillo S, M, L	○ only for Grillo mini, S, M	○ only for Grillo S, M, L	○	○ only for Grillo S, M, L	○ only for Grillo mini, S, M	○ only for Grillo M and L
<b>PA</b> Including: >pelvic support >ergonomic harness >arm supports		○ only for Grillo mini	NA	● only for Grillo S, M, L	○	○ only for Grillo S, M	○ only for Grillo S, M	○ only for Grillo S, M, L	○ only for Grillo mini, S, M	○ only for Grillo S, M, L	○	○ only for Grillo S, M, L	○ only for Grillo mini, S, M	○ only for Grillo M and L
<b>P</b> Including: >pelvic support >ergonomic harness >handles		○ available in combination with arm supports. Only for Grillo mini	NA	○ with joints. Only for Grillo S, M, L	●	○ only for Grillo S, M	○ only for Grillo S, M	○ only for Grillo S, M, L	○ only for Grillo mini, S, M	○ only for Grillo S, M, L	○	○ only for Grillo S, M, L	○ only for Grillo mini, S, M	○ only for Grillo M and L





Integrity | Trust | Honesty | Knowledge | Respect



Westech Health Care Ltd.

154 - 5255 McCall Way NE, Calgary, Alberta T2E 7J5

Main: (587) 323-0022 Toll Free: 1 844-323-0022

[sales@westechhealth.com](mailto:sales@westechhealth.com)

[www.westechhealth.com](http://www.westechhealth.com)



"Our goal is to help Canadians of all ages live independently with dignity and respect by offering innovative health care products."